

# ZONEBUILDER



Zonebuilder is a tool to create a “trusted zone” of computers that makes using your SafeConsole managed devices even more Simply Secure.

## HOW TO CREATE A TRUSTED ZONE

- 1 White list the computer IP address in SafeConsole.
- 2 Plug-in your SafeConsole Ready storage device and enter the device password.

Your computer has been registered into your Trusted Zone!

## WITHIN YOUR TRUSTED ZONE, YOU CAN:

-  **RESTRICT** device access to computers inside your Trusted Zone.
-  **AUTO-UNLOCK** your storage device eliminating the need to enter your password. It makes sharing files within your Trusted Zone quick and easy. This feature uses RSA client certificates for authentication.

### USE CASE: DLP SOLUTION

Prevent your team from copying sensitive data from your Trusted Zone to an unknown computer.

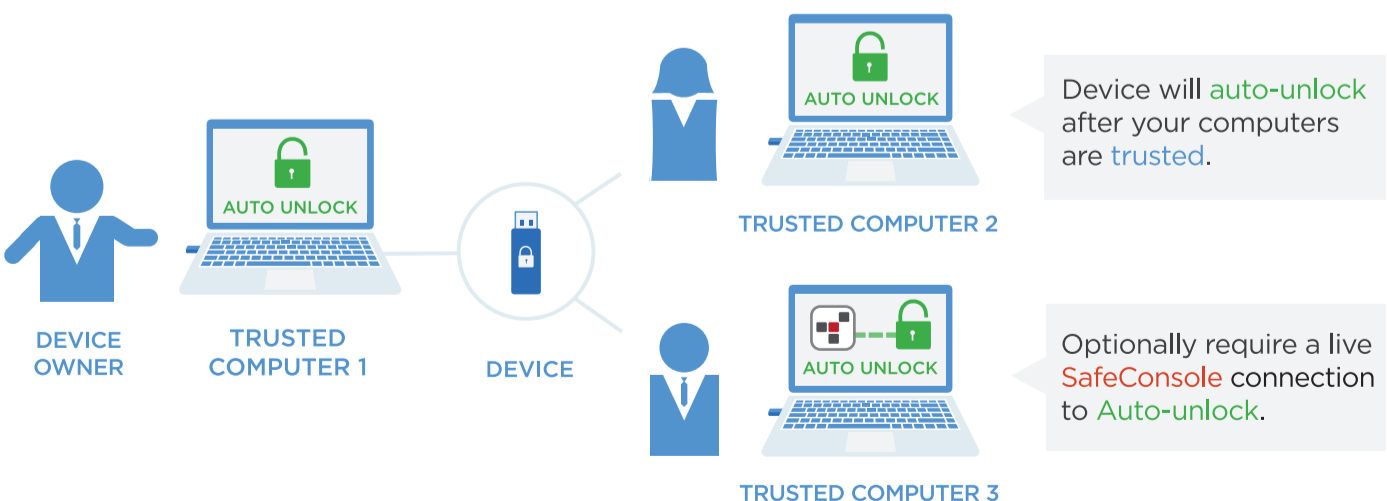


#### THE BENEFIT

Only approved SafeConsole USB storage devices can be used within your Trusted Zone and those devices cannot be used outside the Zone.

### USE CASE: SECURE FILE SHARING

Sharing your encrypted device with the team using ‘Auto-unlock’ mode.



#### THE BENEFIT

The device owner does not have to share the device password when sharing files with other members within the trusted zone.